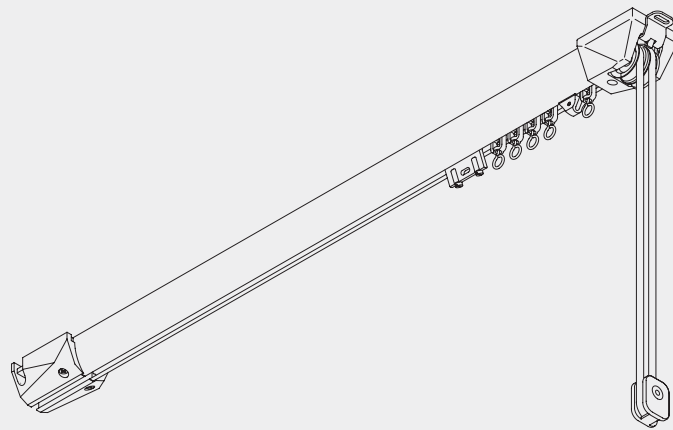


# Heavy Duty and Stage Curtain Track System

## Silent Gliss® 6200



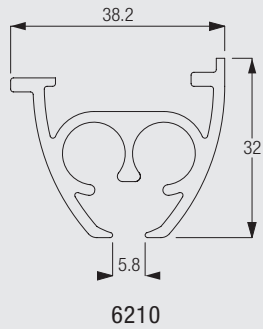
### Product Information

- Unbeatably efficient with effortless closing of curtains up to 70kg in weight and up to 15m in length or more
- Heavy duty pulleys and Delrin rollers
- For very heavy curtains for small stages, conference rooms, sports halls etc. and very heavy domestic curtains
- Elegant rounded profile more attractive than any comparative system. Same appearance on both sides for room dividing
- Standard lengths 4/5/6m. Silver only. Connecting bridge available
- Compatible with Wave Standard curtain heading system
- Can be bent



6200


## Profile, Bending and Specification Information



Specification Information - download [www.silentgliss.co.uk](http://www.silentgliss.co.uk) (password required).

Silent Gliss 6200 curtain track, cord drawn, anodised aluminium, assembled complete with roller gliders 6098 at 10/m, cord guide/returns 6212/6213, pilot runners 6214/6227, overlap 6079, cord 6070 (cord drop 3000mm R.H.S.) and endstop 6007, top fixed with clamp at approx. 600mm centres plus cord guide, each screwed to timber/plugged and screwed to blockwork/concrete. ....Lm in .....lengths.

## How to Measure



A: system width  
B: cord height  
C: cord retainer 10400 must be installed at least 150cm above the floor  
(ref: EN13120 Child Safety)



6200

## System Dimensions



15m



70kg

Supplied by

**SG-S** | Silent Gliss Spares  
Silent Gliss Systems

[www.sg-s.co.uk](http://www.sg-s.co.uk) email: [sales@sg-s.co.uk](mailto:sales@sg-s.co.uk) tel: 01395 232528

Silent Gliss®

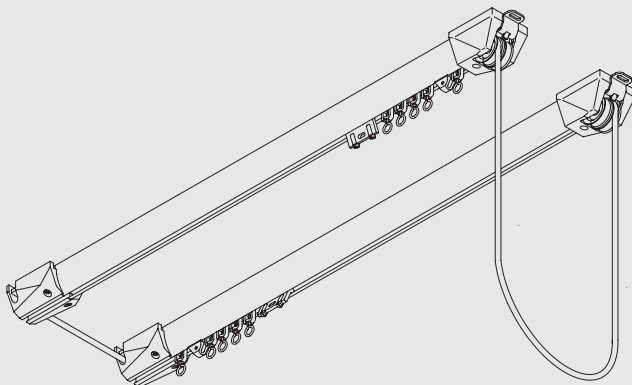
## Maximum curtain weight chart (standard glider 6098)

	3 m	6 m	9 m	12 m	15 m
	65	60	55	50	46
	70	65	60	55	50
	48	43	35	30	25
	54	48	40	35	30
	38	33	26	22	18
	43	38	33	28	22
	24	14	5	-	-
	27	19	10	-	-
(kg max.)					

Note: The maximum curtain weight when using optional wave roller gliders 6098W is 10kg/m unless the above chart indicates a lower weight.

## System Options

### Parallel system 6202

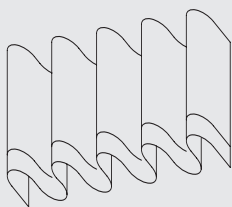


Used as parallel system with one cord pull only and infinite overlap it is ideal for stages. Refer to Fitting Options for fixing instructions.

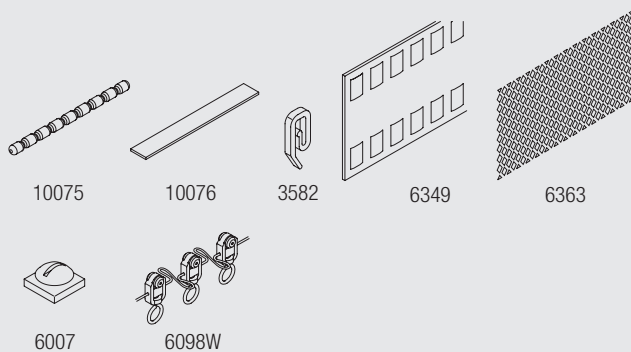


6200

### Wave Curtain Heading System



Wave is an exciting contemporary curtain heading system which allows curtains to hang in a continuous wave which is smooth, simple and elegant.



The Wave components are:

6098W wave roller glider 80mm  
 3582 Hook  
 6349 Curtain Tape  
 6363 Iron on hemming tape  
 6007 End stop

Additional optional Wave components:

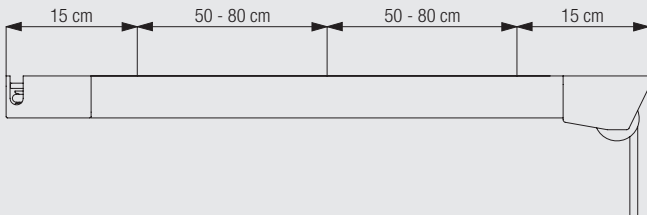
10075 Lead weight for bottom hem 50gr/m  
 10076 Fabric weight for side of curtain

## Fitting Information

### WARNING

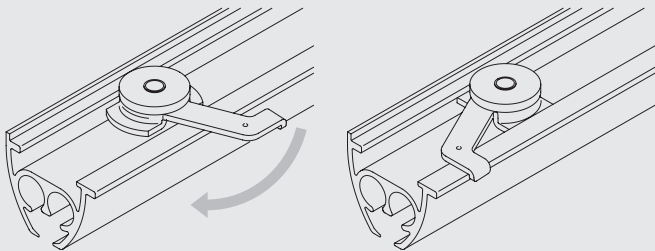
Young children can be strangled by loops in pullcords, chains, tapes and inner cords that operate the product. To avoid strangulation and entanglement, keep cords out of the reach of young children. Cords may become wrapped around a child's neck. Move beds, cots and furniture away from window covering cords. Do not tie cords together. Make sure cords do not twist to create a loop.

### Bracket and profile positioning



The fixing distances above are meant as a guide only, they may vary in practice depending on surface and curtain weight. For particularly heavy curtains it is recommended that the maximum fixing distance is 600mm.

### Fixing of clamp 6209

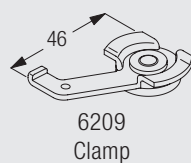
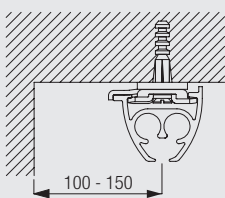
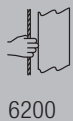


Allow about 20mm clearance from the wall for clamp rotation.

Higher edge of profile to the room side.

## Fitting Options

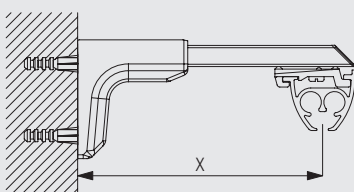
### Ceiling fix with clamp 6209



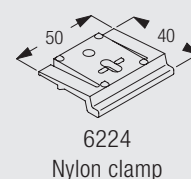
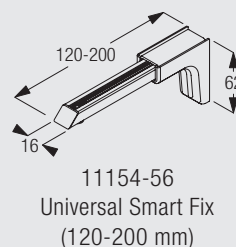
Higher edge of profile to the room side / clamp arm to the window.

The final distances may be outside of the recommendations above depending on curtain heading, make-up and any obstructions.

### Wall fitting with Universal Smart Fix 11154-11156 and bracket 6224

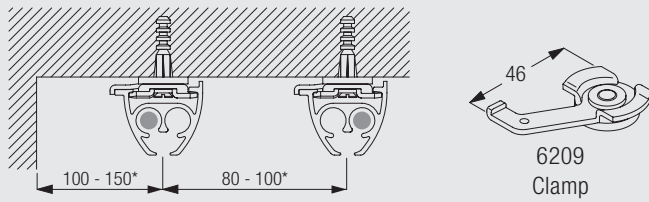


	X (mm)
11154	107-135
11155	137-165
11156	187-215



Brackets feature thread for screw M4x12 for fixing bracket SG 6224.








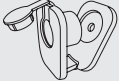
## Ceiling fix parallel system with clamp 6209



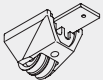

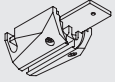



Higher edge of profile to the room side / clamp arm to the window.

The final distances may be outside of the recommendations above depending on curtain heading, make-up and any obstructions.





### Standard Accessories


6007	Endstop		6070	Cord (ø 6mm)	
6079	Overlap arm		6098	Roller glider with eye	
6209	Clamp		6210	Profile	
6226	End support		10400	Safety Cord Retainer	
1128C	Countersunk screw		1148R	Round head screw	


### Sets

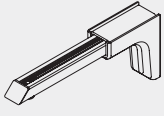
6206	Cord guide set, containing		6207	Cord guide	1		 6200
			6208	Cord guide	1		
			6214	Adjustable pilot (white)	1		
			6226	End support	1		
			6227	Master pilot runner (grey)	1		


### Optional Accessories

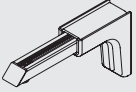
5829	2 hole fixing plate		6094	Roller glider with hook	
6203	Connecting bridge		6224	Nylon clamp	

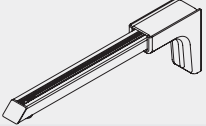
6228	Double fixing plate	
------	---------------------	---

6798	Screw	
------	-------	---

11155	Universal Smart Fix, 150 mm set	
-------	---------------------------------	---

6230	Mask	
------	------	---

11154	Universal Smart Fix, 120 mm set	
-------	---------------------------------	---

11156	Universal Smart Fix, 200 mm set	
-------	---------------------------------	---

## Sewing Information and Accessories

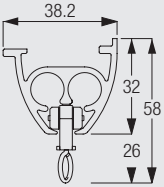


Diagram uses standard roller glider 6098 measured to the inside of the glider eye. For optional rollers substitute the dimensions below:

6094 = 31mm

3582	Hook	
------	------	--



6200

Supplied by



www.sg-s.co.uk email: sales@sg-s.co.uk tel: 01395 232528

[www.silentgliss.co.uk](http://www.silentgliss.co.uk)

[www.silentglissglobal.com](http://www.silentglissglobal.com)

Silent Gliss Ltd  
Pyramid Business Park  
Poorhole Lane  
Broadstairs  
Kent  
CT10 2PT  
Great Britain

Tel: +44 (0) 1843 863571  
Fax: +44 (0) 1843 864503  
info@silentgliss.co.uk

Silent Gliss Global Ltd  
Pyramid Business Park  
Poorhole Lane  
Broadstairs  
Kent  
CT10 2PT  
Great Britain

Tel: +44 (0) 1843 874250  
Fax: +44 (0) 1843 874457  
info@silentglissglobal.com