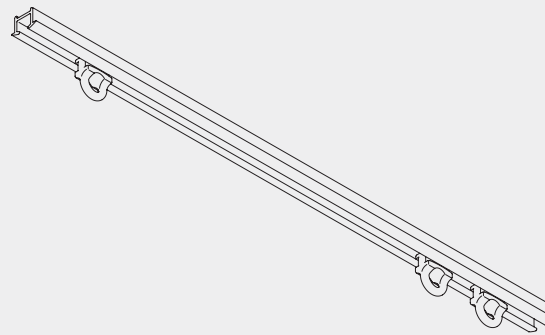


Hand Operated Curtain Track System

Silent Gliss® 1011



Product Information

- Hand operated curtain track for light curtains and nets
- Thin, elegant and bendable profile for recessing into timber ceilings
- Pre-drilled every 120mm
- Standard colour silver only
- Quick fixing to wood with 7550 centre tool
- Standard profile length 6m, (profile connector for longer lengths)
- Can be bent



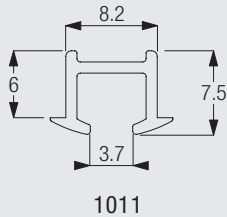
1011

Supplied by

SG-S | Silent Gliss Spares
Silent Gliss Systems

www.sg-s.co.uk email: sales@sg-s.co.uk tel: 01395 232528

Profile, Bending and Specification Information



Specification guide - download from www.silentgliss.co.uk.

Silent Gliss 1011 curtain track, hand-drawn, anodised aluminium, complete with gliders 3533 at 16/m. 1 end stop 3016 and 1 spring stop 3032 per length. Top fixed at 240mm. centres to prepared grooved timber or timber soffit prior to plastering.Lm.

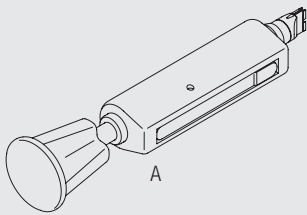
Fitting Information

Fixing points



The fixing distances are meant as a guide only: they may vary in practice depending on surface and curtain weight.

Silent Gliss Tool 7550 makes fitting to wood more efficient and eliminates damage to the track.



- A: Centre tool 7550
- B: Screw 3019 / 12mm
- C: Screw 3025 / 18mm

The screws above are for fixing to wood.

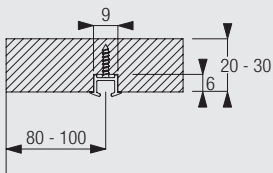
When fixing to concrete, screws 2021 will be provided.

1011

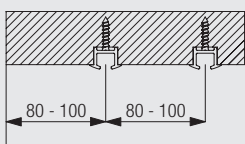
Fitting Options

CAD download through Silent Gliss website (password required) www.silentgliss.co.uk

Recess fix in timber with single profile



Recess fix in timber with two or multiple profiles

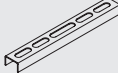


The final distances may be outside of the recommendations above depending on curtain heading, make-up and any obstructions. Batten thickness depends on length of screw.

Standard Accessories

1011	Profile		3016	Endstop	
3019	Special screw - 12mm (standard for timber)		3032	Spring stop	
3534	Glider 3533 in strip form		7002	Profile protector	

Optional Accessories

3017	Endstop		3025	Special screw (18mm)	
3063	Connecting bridge		3070	Twist eye endstop	
3071	Screw twist endstop		3511	Glider	
3533	Glider		3548	Retrofit glider	
3570	Rotating glider		10430	Draw rod with hook, 50cm	
10431	Draw rod with hook, 75cm		10432	Draw rod with hook, 100cm	
10433	Draw rod with hook, 125cm		10434	Draw rod with hook, 150cm	



1011

Useful Information and Sewing Accessories

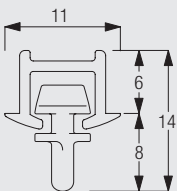


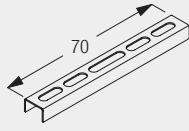


Diagram uses standard 3533/3534 glider and is measured to the inside of the glider eye. For optional gliders substitute dimensions below:
 3570 = 6.0mm
 3548 = 8.5mm

3068	Loop tape		3562	Standard tape	
3571	Hook		3582	Hook	
3599	Hook				

Useful Measurements

3063 Connecting bridge



1011

Supplied by

SG-S | Silent Gliss Spares
Silent Gliss Systems

www.sg-s.co.uk email: sales@sg-s.co.uk tel: 01395 232528

Silent Gliss®

Supplied by



www.sg-s.co.uk email: sales@sg-s.co.uk tel: 01395 232528

www.silentgliss.co.uk

www.silentglissglobal.com

Silent Gliss Ltd
Pyramid Business Park
Poorhole Lane
Broadstairs
Kent
CT10 2PT
Great Britain

Tel: +44 (0) 1843 863571
Fax: +44 (0) 1843 864503
info@silentgliss.co.uk

Silent Gliss Global Ltd
Pyramid Business Park
Poorhole Lane
Broadstairs
Kent
CT10 2PT
Great Britain

Tel: +44 (0) 1843 874250
Fax: +44 (0) 1843 874457
info@silentglissglobal.com