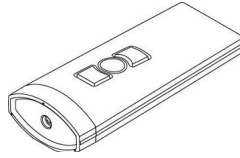


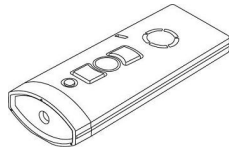


All printed & electronically distributed copies of this drawing are uncontrolled copies

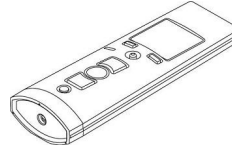
Transmitters



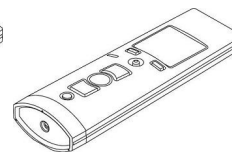
10300



10302

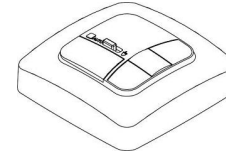


10303

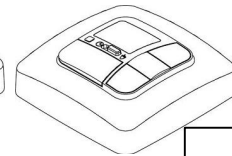


10804

Switches

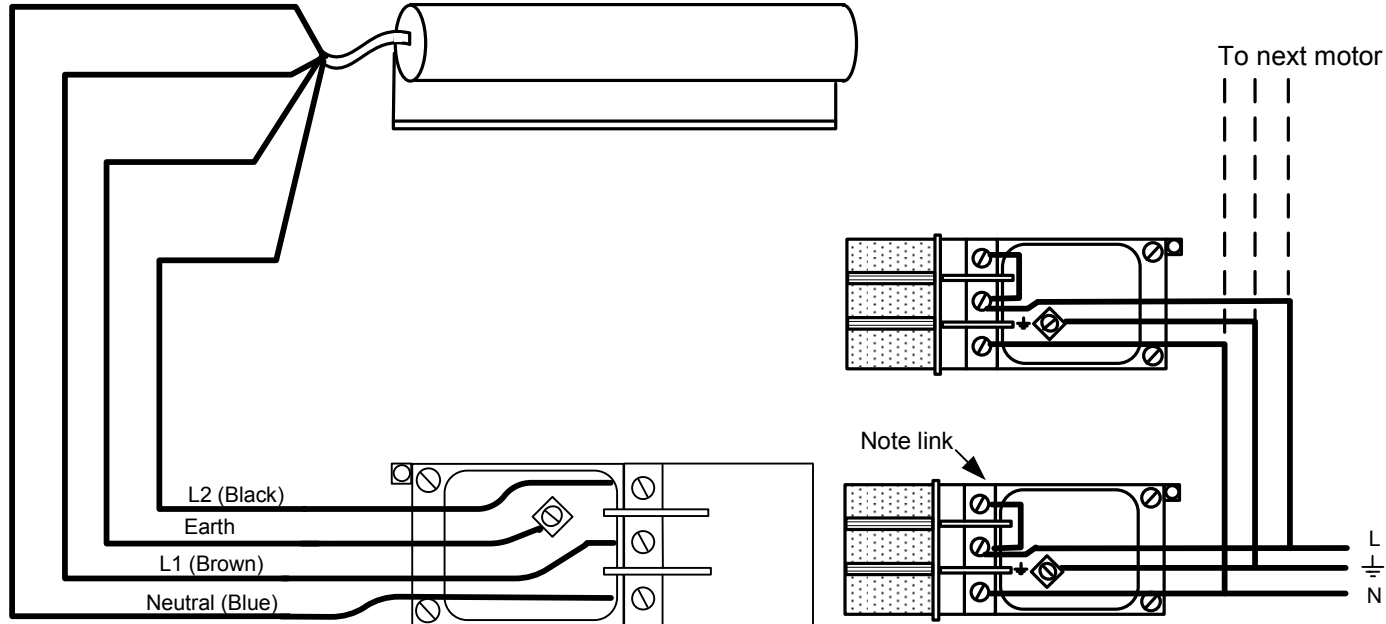


9946



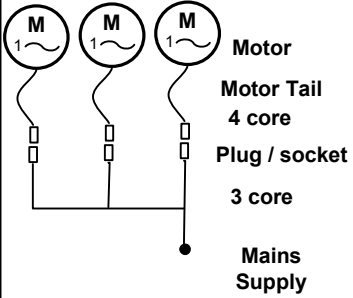
9948

Refer to separate instructions for set-up and commissioning of radio controls



Up to 10 motors simultaneously  
All tubular motors  
cumulative total load must be 25% below the switch / fuse rating

Remarks  
Always connect protective earth  
Always read safety instruction in user manual first



System Motor Ratings (230v)

- 2350 – 0.80 amp
- 4760 – 0.80 amp
- 4770 – 0.80 amp
- 4780 – 0.80 amp
- 4960 – 0.80 amp
- 4870 – 0.80 amp
- 4880 – 0.90 amp
- 8960 – 0.50 amp

Supplied by  
**SG-S** | Silent Gliss Spares  
Silent Gliss Systems  
www.sg-s.co.uk email: sales@sg-s.co.uk  
Tel: 0330 1272002 - 01395 232528

Plug set 0766

**Important**  
Plug / socket must be wired correctly with exposed pins on 0544 fitted to motor tail

Silent Gliss Ltd  
Poorhole Lane,  
Broadstairs  
Kent CT10 2PT  
Tel 01843 863571  
Fax 01843 864503  
E-mail: info@silentgliss.co.uk  
Web site: www.silentgliss.co.uk

**Silent Gliss Radio Control System 9940**  
**Systems 2350, 4760/70/80, 4960, 4870, 4880, 8960**  
**1 or more motors via integrated radio control**

Drawing Number

**E 601**

Issue Date 04-01-18