
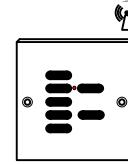


To reverse direction on command Swap SL1 & SL2 at plug



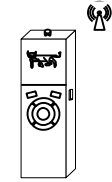
0913
single channel switch



0914
8 channel Fixed switch



0915
single channel remote control

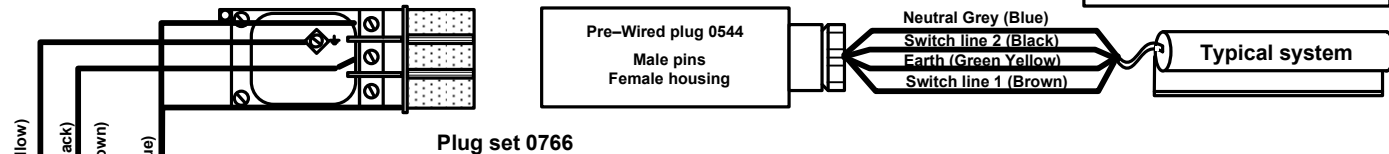


0939 radio remote control

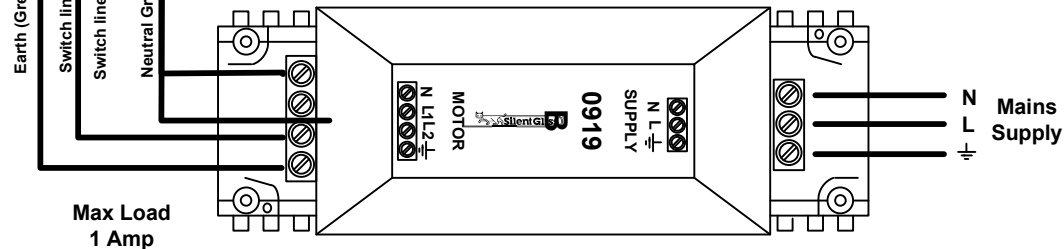
Warning : BS6500
- Neutral in 4 core flexible cable is now coloured Grey (Previously Blue)

Female pins
Male Housing
0546

Male pins
Female housing
0544
with clip 0543



Plug set 0766



Max Load
1 Amp

Notes

See separate instructions for setting up address codes.

Systems 8800 & 8960- Module must be factory pre-programmed. A label will be attached to pre-programmed modules

Do not connect more than one motor to each Module 0919. Modules act to prevent feedback between motors as well as switching

Important
Plug / socket must be wired correctly with exposed pins on 0544 fitted to motor tail

Silent Gliss Ltd
Poorhole Lane.
Broadstairs
Kent CT10 2PT
Tel 01843 863571
Fax 01843 864503
E-mail: info@silentgliss.co.uk
Web site: www.silentgliss.co.uk

Silent Gliss Radio Control System 0450 - Module 0919
Systems 2195, 2350, 4760/70/80, 4960, 4870, 4880,
5800, 8600, 8640, 8960

Drawing Number

E 202

Issue Date 04-01-18