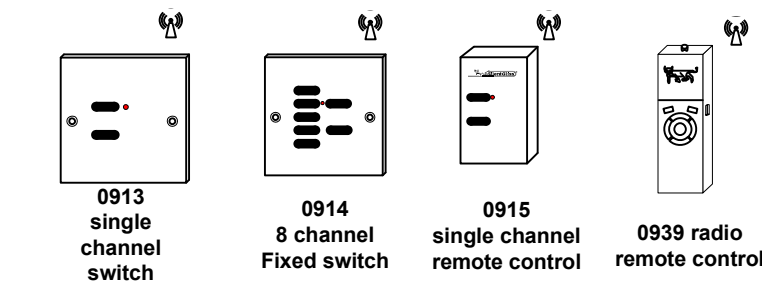
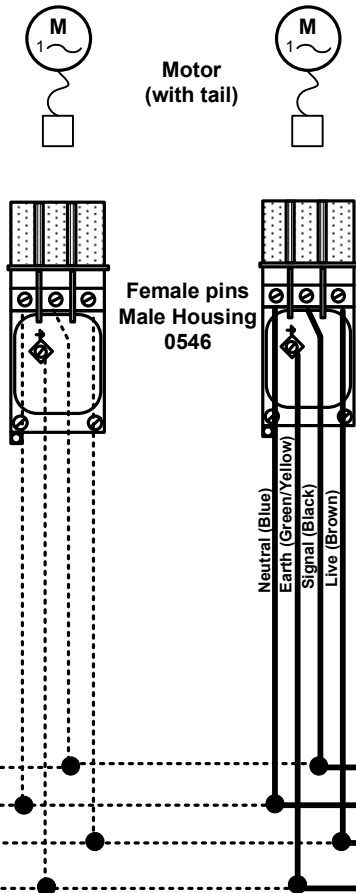
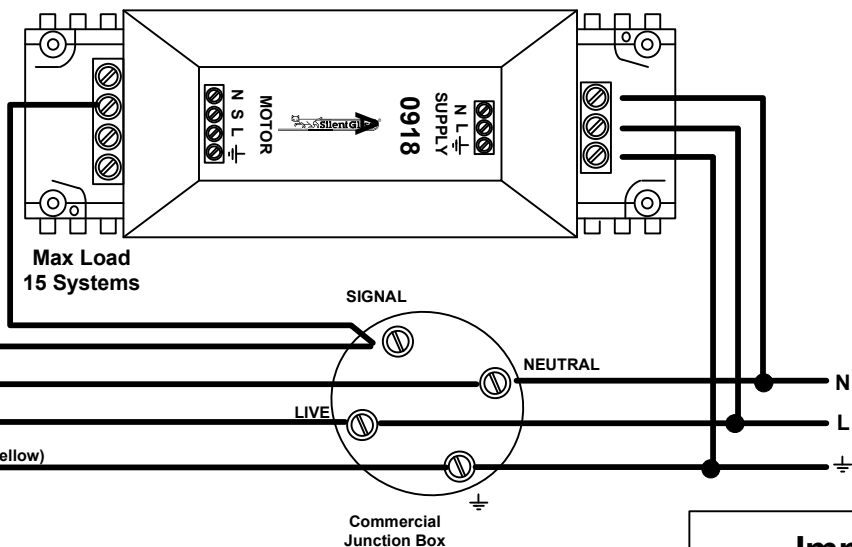
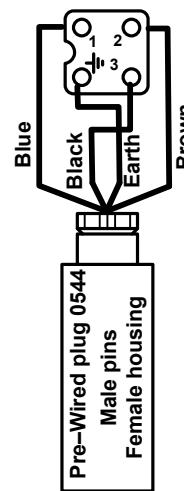


Switches

Motors 9012  
230v = 0.6 amp



Detachable  
Motor Tail 0562



Notes

See separate instructions for setting up address codes.

Motor 5360 to be set for non latching ( 1 off – 2 on – 3 off – 4 off). The module acts as a latching Switch.

**Important**

Plug / socket must be wired correctly with exposed pins on 0544 fitted to motor tail

Silent Gliss Ltd  
Poorhole Lane.  
Broadstairs  
Kent CT10 2PT  
Tel 01843 863571  
Fax 01843 864503  
E-mail: info@silentgliss.co.uk  
Web site: www.silentgliss.co.uk

**Silent Gliss Radio Control System 0450 - Module 0918**  
**Systems 5300**  
**3 < 15 Motors 5360 Simultaneously**

Motor Type A ~~X~~  
Drawing Number

**E 203**

Issue Date 27-02-09