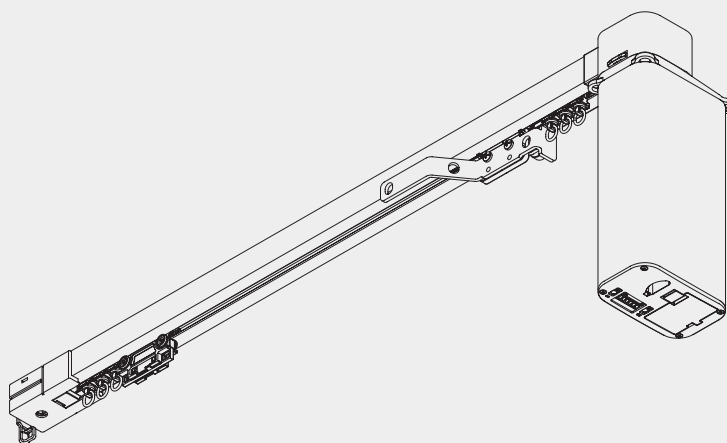


## Electric Curtain Track System

# Silent Gliss® 5600



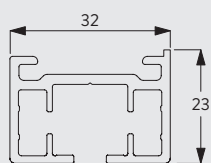
### Product Information

- Motorised curtain track system for contract and residential use
- The world's most silent curtain track system.
- Elegant and premium appearance.
- New roller technology enables an extremely smooth operation (patent pending).
- Available with Wave curtain heading system
- Automatic or easy manual limit setting.
- Compatible with Silent Gliss radio remote control systems.
- Equipped with "Touch and Go" and an integrated manual override operation.
- App operation available.
- Optional Smart motor to allow integration and control by most major home control systems
- 2 motor speeds.
- Permanent positioning sensor to keep endpositions even without power.
- Stacking: single and pair stacks. For symmetric applications.
- Easy ceiling, wall and recess fix. Profile can also be fixed directly onto ceiling without brackets.
- Bendable recess profile available.
- The motor can be rotated in four different directions and can also be mounted above the profile.
- Standard colours: white and silver.
- Other colours on request.



5600

## Profile and Bending Information

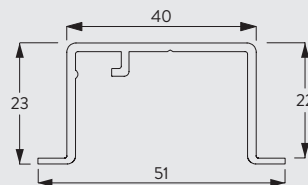


10850



Min. radius 25cm

### Recess Profile



10862



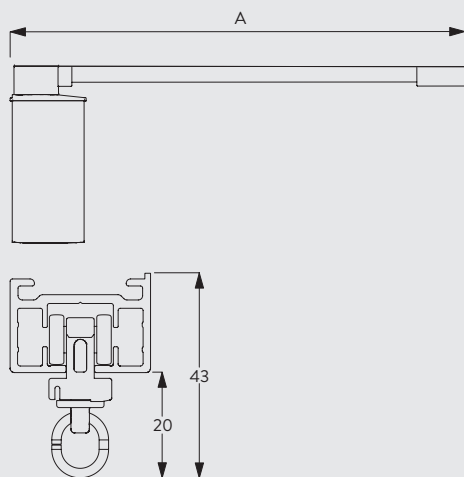
Min. radius 50cm

Gradual curves subject to strict installation procedure.  
Single bend only.

Specification Guide - download from [www.silentgliss.co.uk](http://www.silentgliss.co.uk) (password required).

Silent Gliss 5600 electrically operated curtain track, interference free with a built in low voltage interface allowing direct access to all automated control systems with memory for easy limit setting, silver/white powder coated aluminium, complete and assembled with motor 9060, internal drive belt, belt guide/returns and standard roller glider / Wave glider cord / Wave roller cord, 10862 profile top fixed with 3004 fixing clamps at 300-600mm centres. With/without integrated radio receiver, wiring (by others measured elsewhere) to be strictly in accordance with Silent Gliss wiring diagrams. ....Lm in .....lengths. With/without plug in RS 485 module (11270) allowing full two way communication with compatible third party control systems.

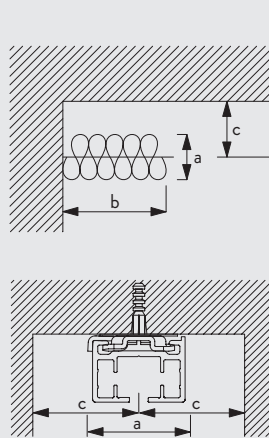
## How to Measure



A: System width

Diagram measures mm to the centre of the eye.

## Stack Size Calculation Wave Standard



a = Stack depth  
b = Stack size  
c = Min. distance

Wave standard

Glider-cord spacing	Curtain hook spacing	Approx. curtain fullness	Stack depth (a)	Stack width (b)	Min distance (c)
6	10	2.1	10	23 per metre of track + endpiece	8
6	12	2.3	12	23 per metre of track + endpiece	9
8	14	2.1	14	18 per metre of track + endpiece	10
8	16	2.3	16	18 per metre of track + endpiece	11

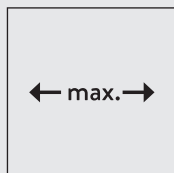
Wave standard with roller gliders

Glider-cord spacing	Curtain hook spacing	Approx. curtain fullness	Stack depth (a)	Stack width (b)	Min distance (c)
8	14	2.1	14	21 per metre of track + endpiece	10
8	16	2.3	16	21 per metre of track + endpiece	11

(dimensions in cm)

Note: Minimum distance (c) includes a standard 3cm clearance (front and back).

## System Dimensions



See charts



See charts



5600

## Max. Curtain Weight Charts with Roller Gliders (inc. Wave roller glider cord)

	2 m	4 m	6 m	8 m	10 m	12 m	15 m	18 m	21 m	25 m
	25	45	45	50	65	45	45	45	45	40
	25	45	45	50	65	45	45	45	45	40
	25	35	35	40	35	35	35	32	29	25
	25	35	35	40	35	35	35	32	29	25
	25	30	30	30	25	25	22	19	15	-
	25	30	30	30	25	25	22	19	15	-
	20	20	20	18	16	12	10	-	-	-
	20	20	20	18	16	12	10	-	-	-

(kg max.)

12 m - 25 m: These limits do not allow auto programming mode, Touch&Go or Manual Override!

## Max. Curtain Weight Charts with Wave glider cord

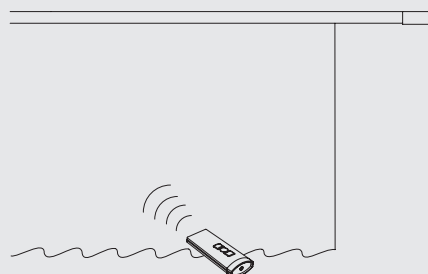
	2 m	4 m	6 m	8 m	10 m	12 m	15 m
	20	25	25	25	20	10	-
	20	25	25	25	20	10	-
	20	20	20	20	15	-	-
	20	20	20	20	15	-	-
	20	20	20	15	10	-	-
	20	20	20	15	10	-	-
	20	20	15	8	-	-	-
	20	20	15	8	-	-	-

(kg max.)

It is essential with electrically operated curtain tracks to choose a system which can readily cope with the specific demands placed on it. The most crucial factor is the total weight of the curtains transported by it, but then come further questions such as how the curtains are stacked, are there bends involved, ceiling or wall fix, the type of curtain heading etc.

## System Options

### Radio Remote Control



5600

### Silent Gliss App "Move"



Optional, modular radio receiver Silent Gliss 9063 is available for motor Silent Gliss 9060. Combined with the Radio Remote Control Systems Silent Gliss 9940 or 0450, this system offers easy operation with minimum wiring. For further details, please refer to product group "Motors & Controls".

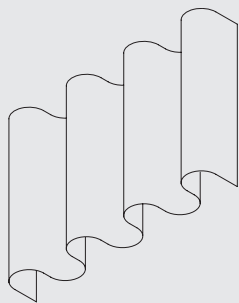
System 5600 with Radio Control 9940 can be controlled with the Silent Gliss app "Move" through a smartphone, tablet or desktop.

Whether at home or on the road, this reliable and intuitive app allows you to program automatic opening and closing times. Furthermore, automatic sunrise and sunset/groups/mood programming is possible.

The app is available for Android, IOS and Windows and can be downloaded from the respective app stores. Please note, Move Server Set Silent Gliss 9960 is required for use with this app.

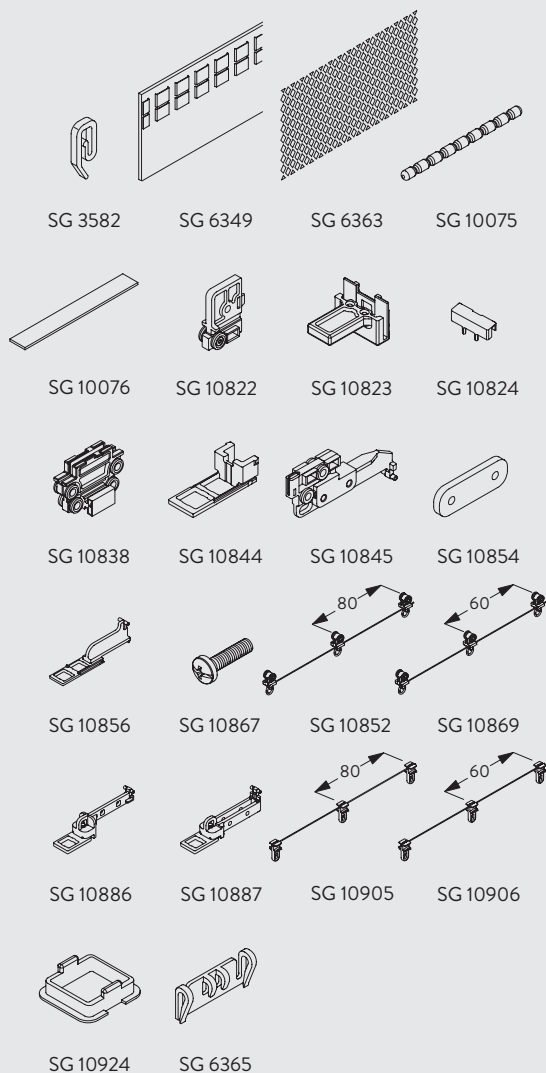
For further details, please refer to product group "Motors & Controls".

## Wave Curtain Heading System



The Wave is an exciting contemporary curtain heading system which allows curtains to hang in a continuous wave which is smooth, simple and elegant.

See weight charts when specifying Wave.



The parts for Wave are standard with System 5600 are:

- 10822 Master carrier set
- 10823 Belt connector arm
- 10824 Belt connector pin
- 10838 Pilot runner set
- 10844 Motor end stop
- 10845 Wave master carrier, single stack 80mm
- 10852 Wave roller cord (80mm)
- 10854 Wave overlap arm support
- 10856 Wave end stop, belt return
- 10867 Panhead screw
- 10869 Wave roller cord (60mm)
- 10886 Wave overlap arm, pilot runner
- 10887 Wave overlap arm set
- 10905 Wave glider cord (80 mm)
- 10906 Wave glider cord (60 mm)
- 10924 Wave glider support

The following parts are supplied as standard when Silent Gliss curtains are supplied with the system. For hardware only orders these are available at extra cost:

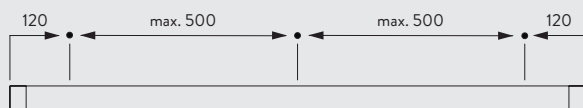
- 10075 Lead weight 50gr/m
- 10076 Fabric weight
- 3582 Hook
- 6349 Curtain tape
- 6363 Iron tape

**Note:** Single stack 60mm Wave not recommended.

## Fitting Information

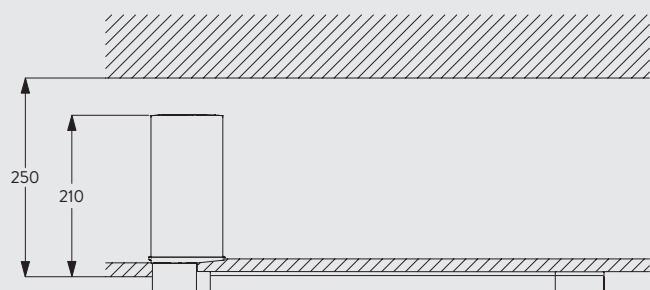
For all electrically operated curtain track systems, a connection point should be made available at a distance of no greater than 1 metre from the motor. This should be discreetly situated behind the curtain, taking care that the motor will not obstruct access to the socket.

## Bracket and Profile Positioning

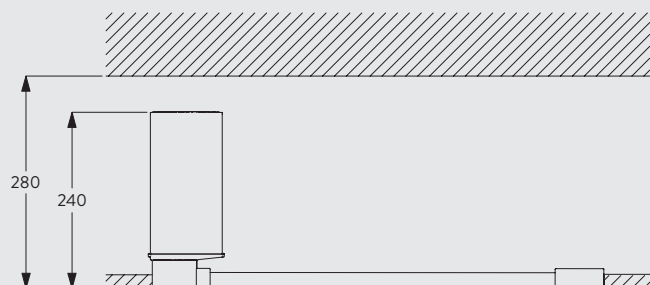


Higher edge of profile to the room side.

## Motors can be Recessed in Hollow Ceilings



With profile surface mounted with clamp 3004 on the ceiling.



With profile 10862 recessed into ceiling.

Important:

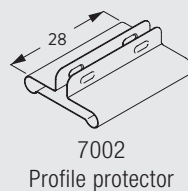
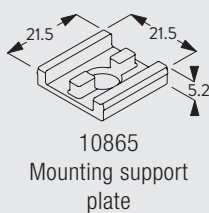
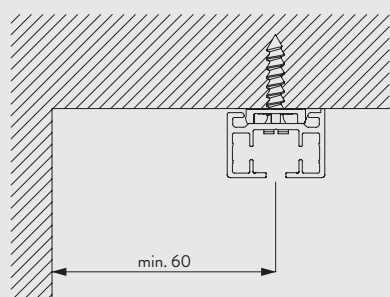
When recessing the system into the ceiling the surface must be totally flat. Any unevenness will cause problems when fitting the clamps and will almost certainly affect the functioning of the system.

Additional access to the ceiling space will be required to mount the motor onto the track. The motor will not pass through the 72mm x 72mm aperture indicated above.

## Fitting Options

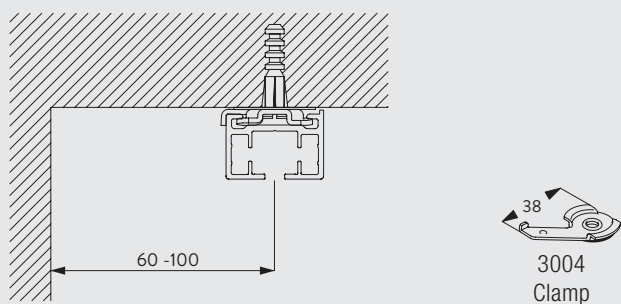
CAD download through Silent Gliss Intranet/e-catalogue

### Ceiling fix with direct mounting



Important: Direct fixing is not suitable when using standard Wave gliders, it IS suitable for Wave roller gliders

## Ceiling fix with clamp 3004



## Wall fitting with Smart Fix 11200-11205 and bracket 3041



Brackets feature thread for screw SG 6748 (M4x8) for fixing bracket SG 3041.

## Wall fitting with Smart Fix 11201-11205 and clamp 3004



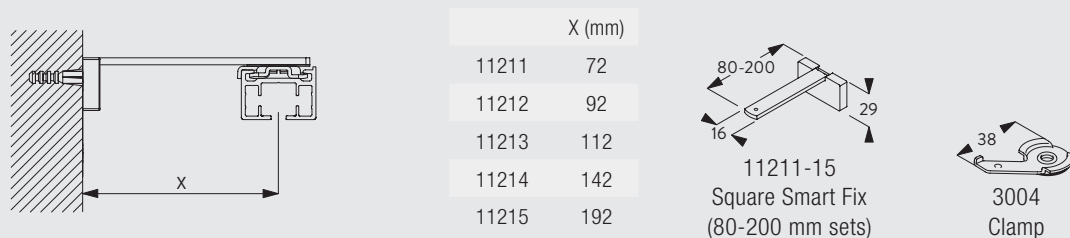
Brackets feature thread for screw SG 11127 (M4x10) for fixing clamp 3004.

## Wall fitting with Square Smart Fix 11210-11215 and bracket 3041



Gradual curves subject to strict installation procedure.

## Wall fitting with Square Smart Fix 11211-11215 and clamp 3004



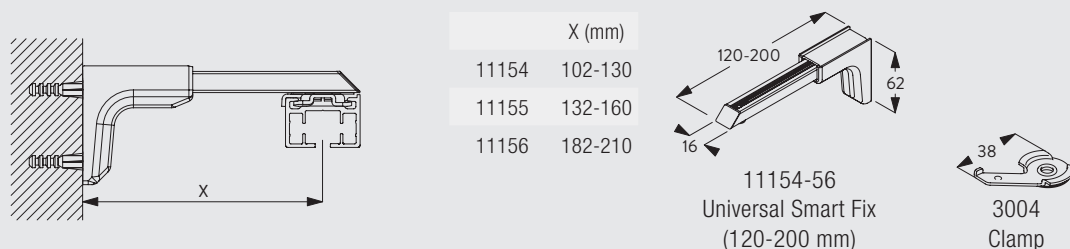
Brackets feature thread for screw SG 11127 (M4x10) for fixing clamp 3004.

## Wall fitting with Universal Smart Fix 11154-11156 and bracket 3041



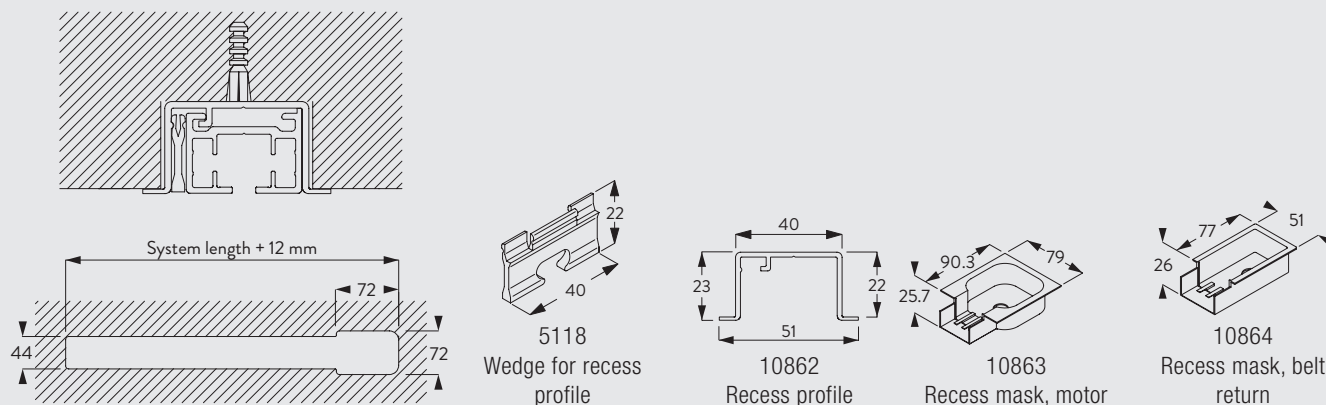
Brackets feature thread for screw SG 10407 (M4x10) for fixing bracket SG 3041.

## Wall fitting with Universal Smart Fix 11154-11156 and clamp 3004



Brackets feature thread for screw SG 11158 (M4x12) for fixing clamp 3004.

## Recess fitting with recess profile 10862




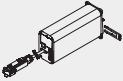
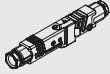




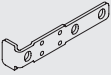


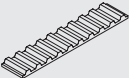
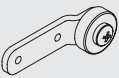

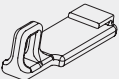
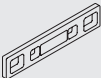


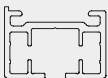
Supplied by

**SG-S** | Silent Gliss Spares  
Silent Gliss Systems  
www.sg-s.co.uk email: sales@sg-s.co.uk  
Tel: 0330 1272002 - 01395 232528



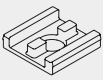
Silent Gliss®



## Standard Accessories

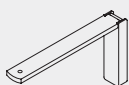
3004	Clamp		9060	Motor 100-250 V AC & 24 V DC	
9916	In-line connector - complete/no lead (was 0766)		10815	Cover	
10816	Motor cover		10817	Motor case holder	
10819	Belt return set		10820	Overlap arm, straight	
10821	Overlap arm, bent		10822	Master carrier set	
10825	Belt		10826	Overlap arm support set	
10831	Connecting bridge		10836	Mask pair stack	
10837	Pilot runner arm		10838	Pilot runner set	
10840	Two component roller		10850	Profile	

## Optional Accessories

3041	Bracket		5118	Wedge for recess profile	
6748	Cheese head machine screw (M4)		6794	Screw - direct fix SG5600 (was 0222)	
9063	Radio module (9063 for 0450 / 9063EL for 9940)		9960	Move Server Set (Includes 1x Stick)	
10862	Recess profile		10863	Recess mask, motor	
10864	Recess mask, belt return		10865	Mounting support plate	
11154	Universal Smart Fix, 120 mm set		11155	Universal Smart Fix, 150 mm set	
11156	Universal Smart Fix, 200 mm set		11200	Smart Fix, 60 mm set	
11201	Smart Fix, 80 mm set		11202	Smart Fix, 100 mm set	

5600

11203 Smart Fix, 120 mm set



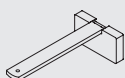
11205 Smart Fix, 200 mm set



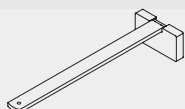
11211 Square Smart Fix, 80 mm set



11213 Square Smart Fix, 120 mm set



11215 Square Smart Fix, 200 mm set



11261 Smart controller gateway KNX



11263 Power supply 24V DC, 2 Ampere  
DIN Rail



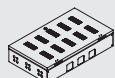
11265 Power supply 24V DC, 5 Ampere  
DIN Rail



11270 Smart module



11282 Cabinet for 24 systems



11325 Smart plug 6-pin, MC 1.5/6 ST-3.81



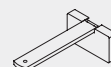
11204 Smart Fix, 150 mm set



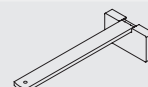
11210 Square Smart Fix, 60 mm set



11212 Square Smart Fix, 100 mm set



11214 Square Smart Fix, 150 mm set



11260 Smart controller gateway Cedia



11262 Smart expansion unit



11264 Power supply 24V DC, 3.8 Ampere  
DIN Rail



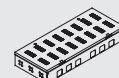
11266 Power supply 24V DC, 10 Ampere  
DIN Rail



11281 Cabinet for 8 systems

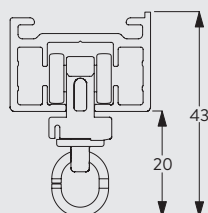


11283 Cabinet for 56 systems



5600

## Sewing and Wave Accessories



3582 Hook



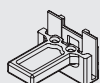
6363 Top hemming tape



10076 Fabric weight



10823 Belt connector arm



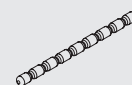
10838 Pilot runner set



6349 Curtain tape



10075 Lead weight 50 gr/m



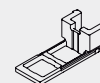
10822 Master carrier set

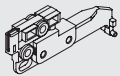







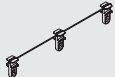

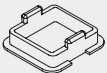


10824 Belt connector pin



10844 Wave end stop, motor

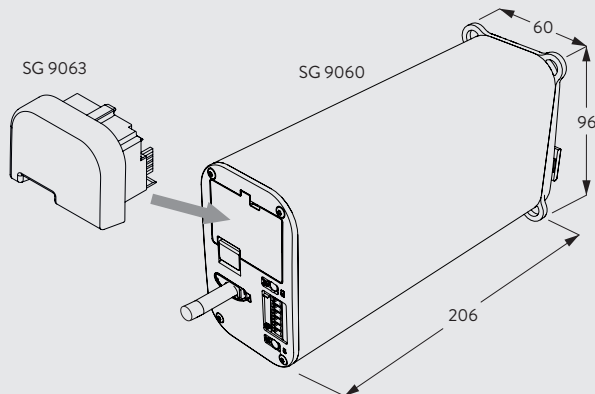


10845	Wave master carrier, single stack 80mm		10852	Wave roller cord (80mm), 6.5mm channel	
10854	Wave overlap support arm		10856	Wave end stop, belt return	
10867	Panhead screw M4x16		10869	Wave roller cord (60mm), 6.5mm channel	
10886	Wave overlap arm, pilot runner set		10887	Wave overlap arm set	
10905	Wave glider cord (80mm), 6.5mm channel		10906	Wave glider cord (60mm), 6.5mm channel	
10924	Wave glider support				



5600

### Motor 9060 (100-250V AC & 24V DC)



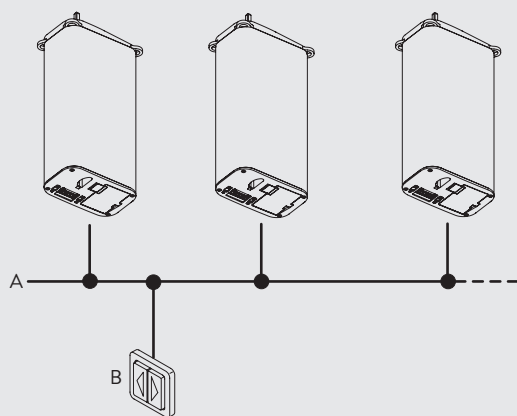
- Voltage: 100-250V AC
- Frequency: 50-60Hz
- Current: 1.3/0.45A
- Speed: 160/120rpm
- Noise level: <36 dBA
- Thermal overload protection
- ETL/UL, CE/IECEE Standard
- Weight: 1.4kg

#### Important:

For Radio Control System 0450 order module 9063, for Radio Control System 9940 order module 9063EL  
For operation via home control systems order 'Smart' module 11270

### Operating Methods

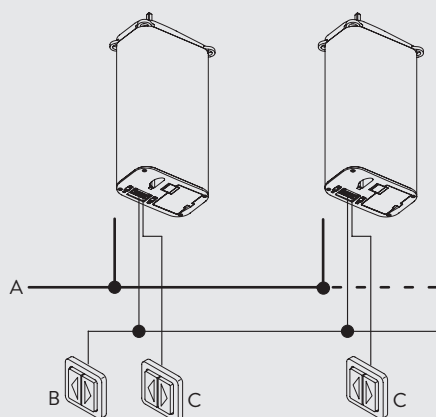
#### Combination of wall switch and multiple motors over the mains



- A: 100-250V AC  
B: 100-250V AC simultaneous

The "Open-Close" function can only be operated by latching switch.  
Open or close from any position.  
Up to 5 systems can be operated via mains connections without relays.  
More than 5 systems can be operated via mains connections only with relays.

#### Combination of wall switch and multiple motors over low voltage inputs



- A: 100-250V AC  
B: Low Voltage simultaneous  
C: Low Voltage individual

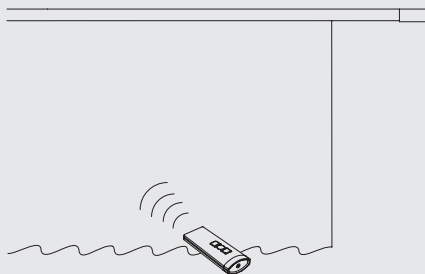
Open or Close from any position.  
Simultaneous and/or individual operation of single or multiple systems, by low voltage switch.  
Up to 15 systems can be operated via low voltage.

Supplied by

**SG-S** | Silent Gliss Spares  
Silent Gliss Systems  
www.sg-s.co.uk email: sales@sg-s.co.uk  
Tel: 0330 1272002 - 01395 232528

Silent Gliss®

## Radio Remote Control System Silent Gliss 9940



Optional, modular radio receiver Silent Gliss 9063 is available for motor Silent Gliss 9060. Combined with the Radio Remote Control Systems Silent Gliss 9940 or 0450, this system offers easy operation with minimum wiring. For further details, please refer to product group "Motors & Controls".

**Important:** For Control System 0450 order module 9063, for Control System 9940 order module 9063EL

## Silent Gliss App "Move"



System 5600 with Radio Control 9940 can be controlled with the Silent Gliss app "Move" through a smartphone, tablet or desktop.

Whether at home or on the road, this reliable and intuitive app allows you to program automatic opening and closing times. Furthermore, automatic sunrise and sunset/groups/mood programming is possible.

The app is available for Android, IOS and Windows and can be downloaded in the respective app stores. Additionally, Move Server Set Silent Gliss 9960 is required.

For further details, please refer to product group "Motors & Controls".

## Operation via Home Control System

For operation via home control systems order 'Smart' module 11270. This must be used in conjunction with Silent Gliss Gateway controller and associated components.

## Wiring and Connections

For other operating/wiring methods, please see section Motors & Controls or contact Silent Gliss.



5600



[www.silentgliss.co.uk](http://www.silentgliss.co.uk)

[www.silentglissglobal.com](http://www.silentglissglobal.com)

Silent Gliss Ltd  
Pyramid Business Park  
Poorhole Lane  
Broadstairs  
Kent  
CT10 2PT  
Great Britain

Tel: +44 (0) 1843 863571  
Fax: +44 (0) 1843 864503  
[info@silentgliss.co.uk](mailto:info@silentgliss.co.uk)

Silent Gliss Global Ltd  
Pyramid Business Park  
Poorhole Lane  
Broadstairs  
Kent  
CT10 2PT  
Great Britain

Tel: +44 (0) 1843 874250  
Fax: +44 (0) 1843 874457  
[info@silentglissglobal.com](mailto:info@silentglissglobal.com)