

MOTOR 9010 / 9011: SETTING OF CURTAIN END POSITIONS

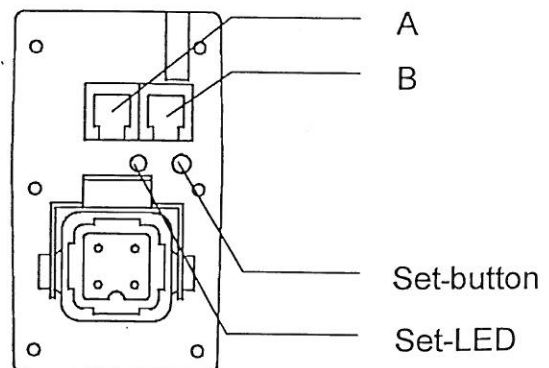
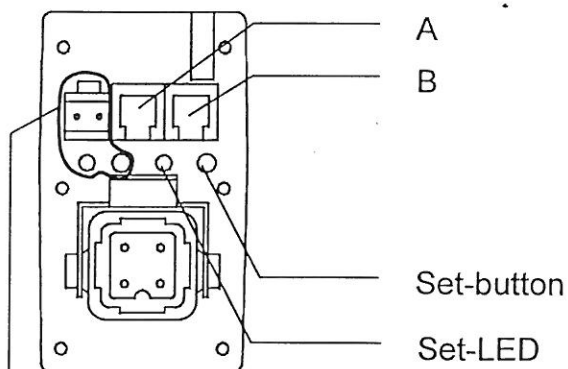
16

SWITCH-TYPE: MAINTAINED- AND OR MOMENTARY SWITCH
 (LATCHING CONTACT) (IMPULSE)
 (0615) (0565)

Steps	What to do	What happens
1	Press Set-Button shortly "ca. 1 sec."	- Motor jerks - Set-LED shines
2	Press button OPEN or CLOSE	- Set end-positions Step by Step possible
3	Press opposite button OPEN or CLOSE	- Set end-positions Step by Step possible
4	Press opposite button	- Motor jerks - Set-LED goes off
End-positions: OPEN - CLOSE are set		


9010

⇒ A + B are low voltage entries

9011

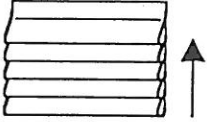
PROGRAM: IMMEDIATE LATCHED

(2050 2500 5100 5135 5140 5150)

Steps	What to do	What happens
1	Move curtain to position "OPEN"	
2	Press Set-button "> 5 sec"	- Set-LED is blinking
3	Press "OPEN" button "< 2 sec"	- Motor jerks - Set-LED is not blinking anymore
Program: Immediate latched is memorised		


PROGRAM: NOT LATCHED

(5720 & SOME SPECIAL CONTROL BOXES BY OTHERS)

Steps	What to do	What happens
1	Move curtain to position "OPEN"	
2	Press Set-button "> 5 sec"	- Set-LED is blinking
3	Press "OPEN" button "> 5 sec"	- Motor jerks - Set-LED is not blinking anymore
Program: Not latched is memorised		

PROGRAM: LATCHED AFTER 1 SEC


(2850 2950)

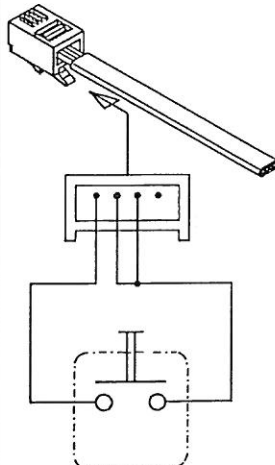
Steps	What to do	What happens
1	Move curtain to position "OPEN"	
2	Press Set-button "> 5 sec"	- Set-LED is blinking
3	Press "OPEN" button "between 2 - 5 sec"	- Motor jerks - Set-LED is not blinking anymore
Program: Latched after 1 sec is memorised		

PROGRAM: SEQUENTIAL RELAIS FUNCTION

Switch-type: Single momentary switch

Only to use with low voltage entrySequential Relais Function: close - stop - open - stop ...
(SOME SPECIAL CONTROL BOXES BY OTHERS)

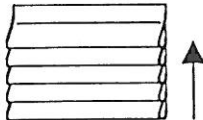
Steps	What to do	What happens
1	Move curtain to position "OPEN"	
2	Press Set-button "> 5 sec"	- Set-LED is blinking
3	Press "OPEN" button "< 1 sec"	- Motor jerks - Set-LED is not blinking anymore
Programm: Sequential relais function is memorised		




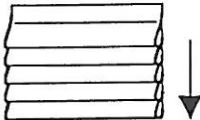

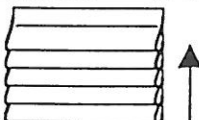
CHANGING DIRECTION OF ROTATION

MAINTAINED OR MOMENTARY SWITCH

PROGRAM: IMMEDIATELY LATCHED, NOT LATCHET, LATCHED AFTER 1 SECOND

Steps	What to do	What happens
1	Move curtain to position "OPEN"	
2	Press Set-button "> 5 sec"	- Set-LED is blinking
3	Press "CLOSE" button: < 2 sec immediately latched > 5 sec not latched 2 - 5 sec latched after 1 sec.	- Motor jerks - Set-LED is not blinking anymore

Program: **Changing direction of rotation** is memorised

To change the direction of rotation again, see setting of different switch definitions