
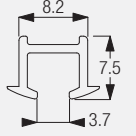

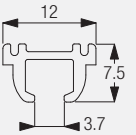

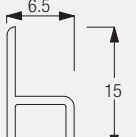

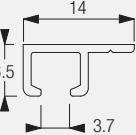

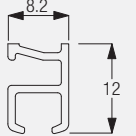

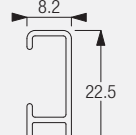

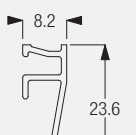
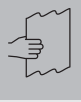


Hand Operated Curtain Track Systems



Application Chart

Specification	Profile				Features / Options							Fitting Options			Fitting Surfaces		System				
	Weight Range	Profile Number	Dimensions in mm		Gliding Channel (mm)	Standard Bending Radius (mm)	Recess Profile	Wave Glider Cord	Retrofit Glider	Quick-Clip Glider	Roller Glider	Safety Glider	Picture Hanging System	Ceiling Fix	Recess Fix	Wall Fix		Direct Fixing	Wood	Concrete	Suspended ceiling
	1011		3.7	60	●	●								●		●	●				1011
	1012		3.7	100				●						●			●	●	●		1012
	1021		3.7	100				●							●	●	●				1021
	1025		3.7	100				●						●			●				1025
	1090		3.7	200				●						●		●	●	●			1090
	1080		3.7	200				●						●		●	●	●			1080
	1200			100					●					●		●	●	●			1200



Weight Range	Specification		Profile	Features / Options	Fitting Options	Fitting Surfaces	System
	Profile Number	Dimensions in mm					
kg	1221			•		• • • •	1221
kg	1225			•	•	• • • •	1225
kg	1080		3.7 60		•	• • • •	3600
kg	3841		5.4 200	•	•	• • • •	3840W
kg	6021		5.4		•	• • • •	6021
kg	6290		5.4		•	• • • •	6290
kg	1280		200	• •	• •	• • • •	1280

Systems 1003 and 6130 are also hand drawn tracks but with a round profile; please refer to the Decorative Curtain Poles section of the catalogue.

Light-weight applications

Medium-weight applications

Heavy-duty applications