







Venetian Blind Systems



Application Chart

Operation	Dimensions				Features / Options						Fitting Options		Fitting Surfaces			System			
	min.	max.	max.	m ² max.	Wood (W) / Aluminium (A)	Fabric/Tapes	Side Guide available	Slat widths (mm)	Mono operation	Perforated Slats (25mm only)	Dual action wand	Privacy (min light)	Radio Control	Ceiling Fix	Wall Fix		Wood	Concrete	Suspended Ceiling
	50cm	2.5m	2.5m	4.5m ²	A			15	●	●				●	●	●	●	●	8000
	50cm	3m	3.5m	5m ²	A			25											
	28cm	3m	3m	5m ²	A		●	25			●	●		●	●	●	●	●	8100 PC
	50cm	3.5m	3.5m	5m ²	A		●	25	●	●				●	●	●	●	●	8200
	70cm	3m	3.4m	4.5m ²	A		●	15		●			Opt.	●	●	●	●	●	8250
	70cm	3m	3.4m	5m ²	A		●	25											
	40cm	3.6m	3.6m	10m ²	A	●	●	50											8900
	40cm	2.45m	2.75m	4.4m ²	W	●	●	25	●					●	●	●	●	●	
	40cm	2.45m	2.75m	4.6m ²	W	●	●	50											
	60cm	3.6m	3.6m	10m ²	A	●	●	50											8950
	60cm	2.45m	2.75m	4.4m ²	W	●	●	25					Opt.	●	●	●	●	●	
	60cm	2.45m	2.75m	4.4m ²	W	●	●	50											